

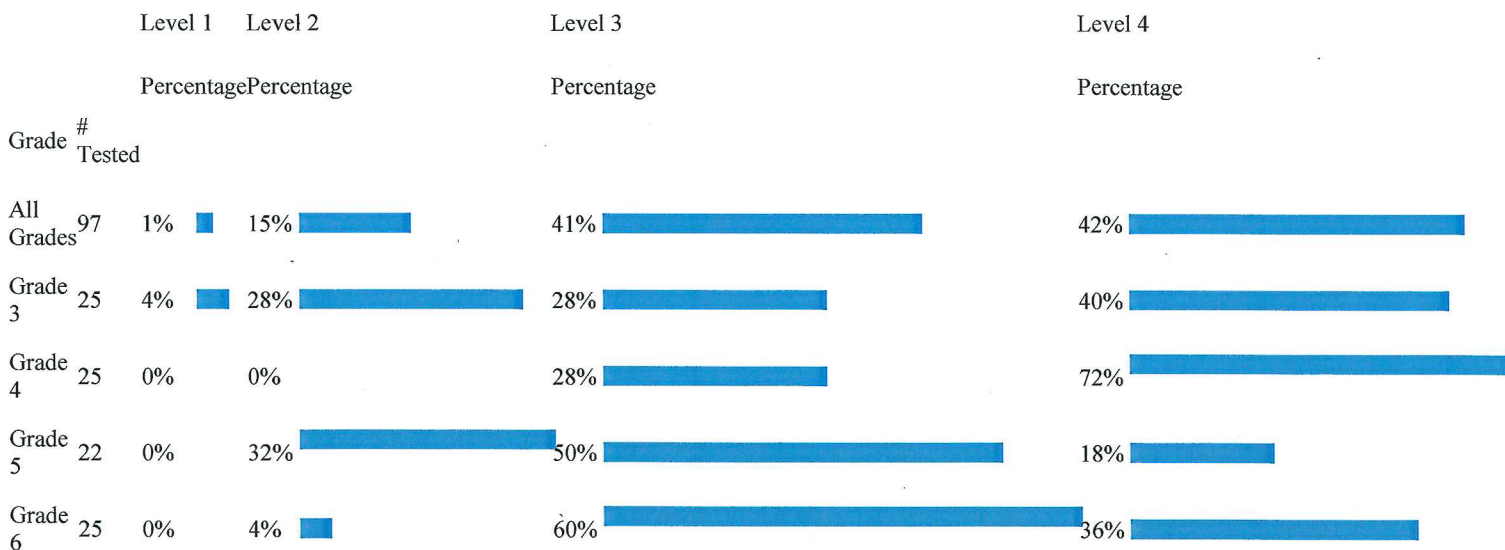
2011 New York State Assessment Results

Once again, the scale scores on the New York State Assessments for EVCS were among the highest in the county. Last year, New York State raised the “proficiency” standard scores to better reflect the level of achievement needed to indicate that a student is on track to achieve college-ready scores on future state exams. This year, New York State made additional changes to the assessments to make them more comprehensive and better measures of students’ skills. This included increasing the length of assessments and the amount of content tested.

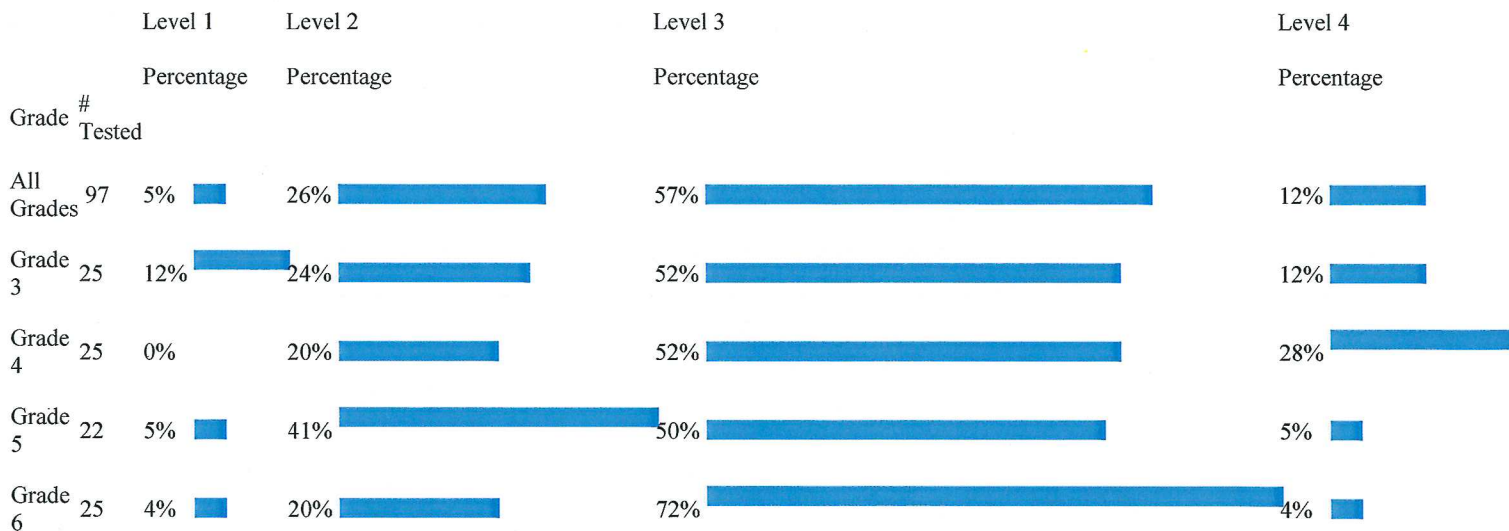
In the percentage of students meeting or exceeding proficiency, EVCS surpassed the state average by 16.2% in ELA and 19.7% in mathematics. For the grades that EVCS serves, students surpassed Buffalo Public Schools by 40.6% in ELA and 53.2% in mathematics. EVCS had 100% of its students score at or above proficiency in fourth grade mathematics and science, with 72% scoring in the highest range in math and 80% scoring in the highest range in science. Our fourth grade was recognized by Business First for superior performance in both ELA and Math, making EVCS the only public school in Buffalo, with the exception of City Honors, to have received this distinction. Our fourth and sixth grades had the highest percentage of students passing math in the county. In the area of special education, EVCS surpassed the State average by 13.5% in ELA and 31.4% in mathematics.

In the 2011-2012 school year, EVCS is gradually making the shift from the old New York State Standards to the new National Common Core Standards. The NYS assessments are evolving as well. In order to better meet the challenges of a new curriculum and assessments, EVCS has changed its internal testing. We will no longer be administering the Terra Nova Tests at the beginning and end of every year. Instead, we will use the STAR Assessment throughout the year, which will give us more immediate feedback on each student’s progress. The STAR Assessments also create a baseline for each child, which will help us monitor student progress more precisely and allow us to design specific interventions for at-risk students and extension activities for more accelerated students. Since the STAR Assessments are given throughout the year, they are very short tests that students take on the computer. The STAR Assessments are woven seamlessly into the curriculum and are not a “testing event” like the Terra Nova tests and State Assessments. This will reduce the amount of time that students will spend testing, and will also minimize test anxiety, especially with younger children.

2011 NYS Mathematics Assessment by Performance Levels



2011 NYS ELA Assessment by Performance Levels



Percentages may not total 100 due to rounding.

Level 1, Below Standard

Student performance does not demonstrate an understanding of the knowledge and skills expected at this grade level.

Level 2, Meets Basic Standard

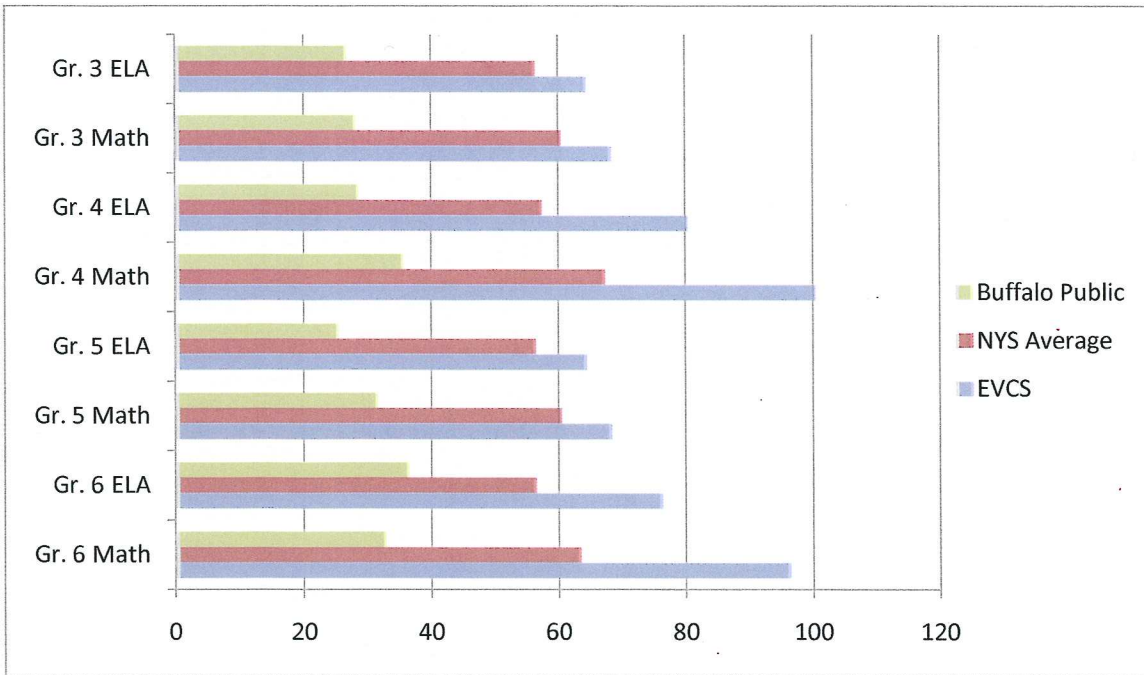
Student performance demonstrates a partial understanding of the knowledge and skills expected at this grade level.

Level 3, Meets Proficiency Standard

Student performance demonstrates an understanding of the knowledge and skills expected at this grade level.

Level 4, Exceeds Proficiency Standard

Student performance demonstrates a thorough understanding of the knowledge and skills expected at this grade level.



Scale: Percentage of Students at EVCS Meeting or Exceeding Standards Compared to State Averages

Grade 3

English Language Arts

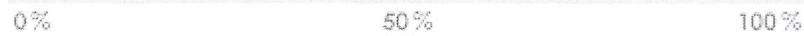


The state average for English Language Arts was 56% in 2011.

Math



The state average for Math was 60% in 2011.



Source: NYSED, 2010-2011

Grade 4

English Language Arts



The state average for English Language Arts was 57% in 2011.

Math



The state average for Math was 67% in 2011.



Source: NYSED, 2010-2011

Grade 5

English Language Arts




The state average for English Language Arts was 54% in 2011.

Math



The state average for Math was 66% in 2011.



Source: NYSED, 2010-2011

Grade 6

English Language Arts




The state average for English Language Arts was 56% in 2011.

Math



The state average for Math was 63% in 2011.



Source: NYSED, 2010-2011